

Early Years Foundation Stage Profile

Galliard Primary School



Version: 0.97
Prepared: 25 July 2024



Early Years FSP

Contents

Pupil Context	Page 3
Cohort Contextual Breakdown (EYFSP Cohort Only)	
Attainment by Area of Learning	Page 4
% Achieving Good Level of Development	
Attainment by Aspects	Page 5
% Achieving Expected Level in Individual Aspects (All)	
Attainment by Groups	Pages 6-7
Average Total Point Score (Groups)	
Attainment by Groups	Pages 8-9
% Achieving Good Level of Development (Groups)	
Appendix	Page 10
Notes / methodologies / explanations	

Early Years FSP		Pupil Context					0% 20% 40% 60% 80% 100%				
	You: 2024 (#)	2024 (%)	2023 (%)	LA: 2023 (%)	National: 2023 (%)						
Gender	Male										
	31	42.5%	↓	52.2%	52.2%		51.2%				
Gender	Female										
	41	56.2%	↑	47.8%	47.8%		48.8%				
FSM Eligible	Eligible										
	26	35.6%	↓	38.9%	24.7%		17.6%				
FSM Eligible	Not Eligible										
	46	63.0%	↑	61.1%	72.5%		80.0%				
EAL	EAL										
	42	57.5%	↓	64.4%	47.4%		20.0%				
EAL	Non-EAL										
	30	41.1%	↑	35.6%	49.6%		77.0%				
Disadvantaged	Disadvantaged										
	22	30.1%	↓	31.1%	-		-				
Disadvantaged	Other										
	50	68.5%	↓	68.9%	-		-				
Term of Birth	Autumn										
	26	35.6%	↓	36.7%	33.9%		34.9%				
	Spring										
Term of Birth	Spring										
	19	26.0%	↓	31.1%	23.5%		23.6%				
	Summer										
Term of Birth	Summer										
	27	37.0%	↑	32.2%	42.7%		41.5%				
	SEN Provision	SEN EHCP / Statement									
3		4.1%	↑	2.2%	2.7%	2.5%					
SEN Support											
SEN Provision	SEN Support										
	9	12.3%	↑	8.9%	9.5%		8.9%				
	No SEN										
SEN Provision	No SEN										
	60	82.2%	↓	88.9%	86.1%		87.2%				
	Ethnicity	Ethnic Group (DfE Codes): Asian or Asian British									
5		6.8%	↓	11.1%	7.8%	12.2%					
Ethnic Group (DfE Codes): Black or Black British											
14		19.2%	↑	16.7%	17.2%	5.3%					
Ethnic Group (DfE Codes): Mixed											
5		6.8%	↓	11.1%	13.5%	7.5%					
Ethnic Group (DfE Codes): Other											
3	4.1%	↓	5.6%	6.2%	2.3%						
Ethnicity	Ethnic Group (DfE Codes): Unknown										
	2	2.7%	↑	0.0%	6.3%		3.3%				
	Ethnic Group (DfE Codes): White										
37	50.7%	↓	52.2%	49.1%	69.5%						

Early Years FSP

Attainment by Area of Learning

Pupils achieving a Good Level of Development

68%

M: 65%

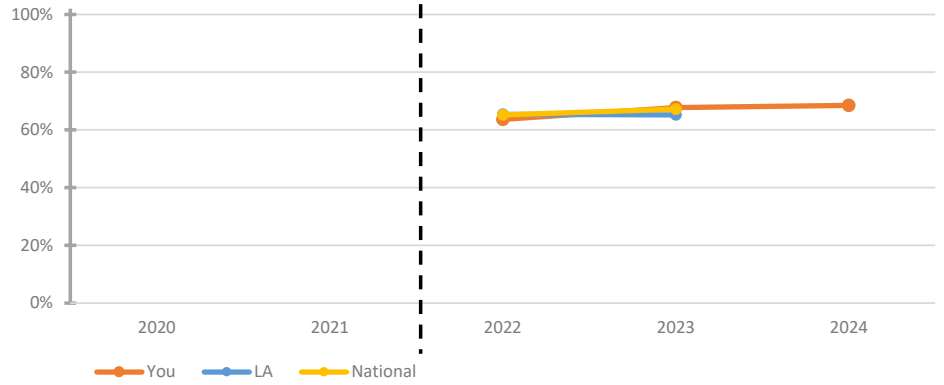
F: 71%

Annual Change:

↑ from 2023: 0.7 points

↑ from 2022: 4.9 points

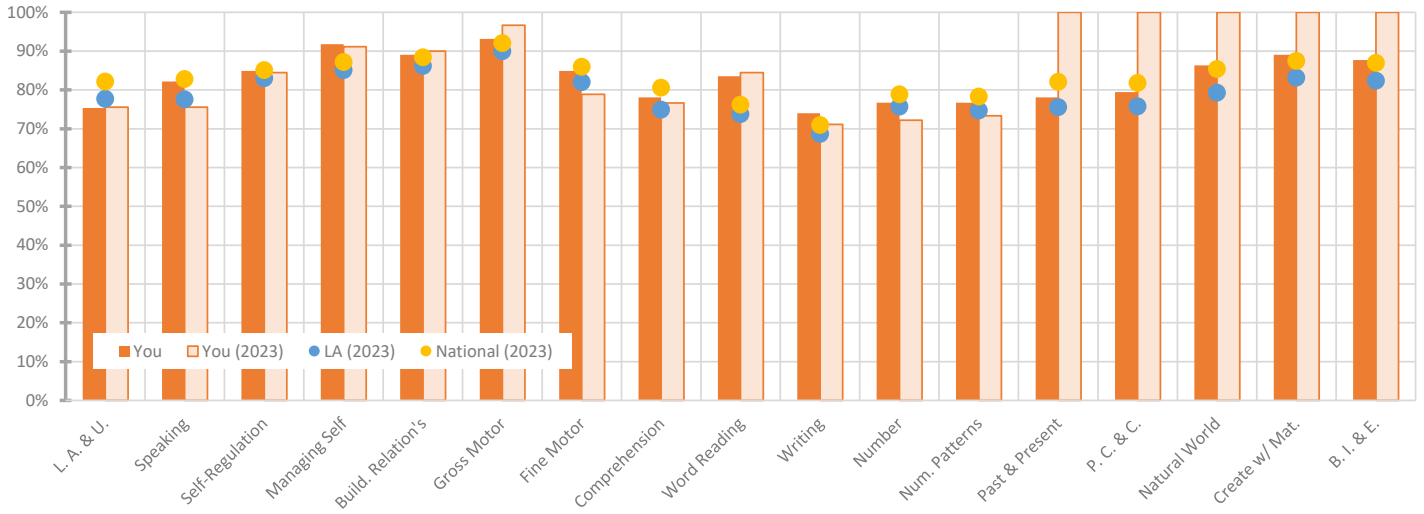
Year	You	LA	National
2020	-	-	-
2021	-	-	-
2022	63.6%	65.4%	65.2%
2023	67.8%	65.2%	67.2%
2024	68.5%	-	-



Early Years FSP

Attainment by Aspects

Pupils achieving expected level in individual aspects



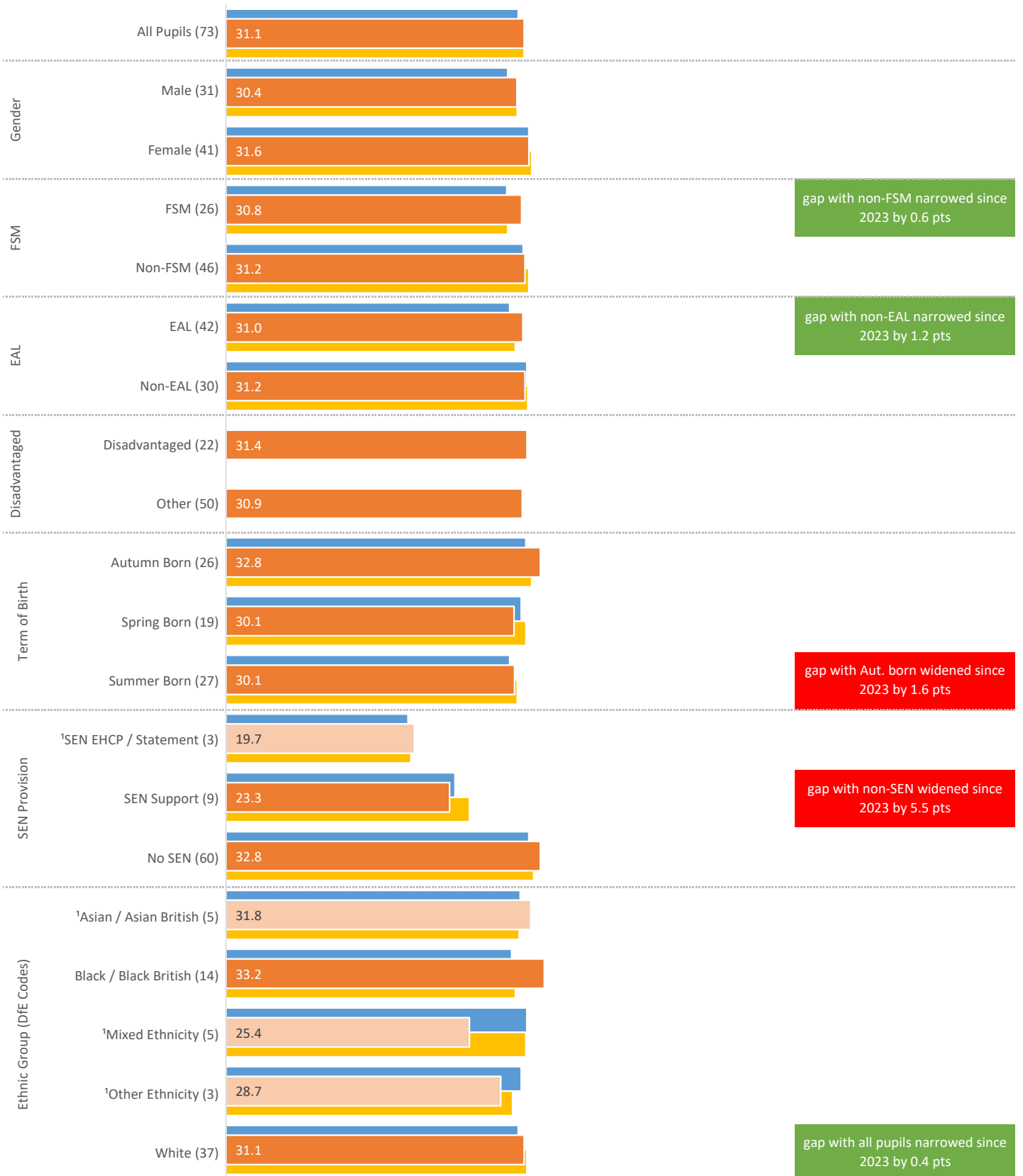
Early Years FSP

Attainment by Groups

Average Total Points Score

31.1

Diff. 2023: -0.6 pts

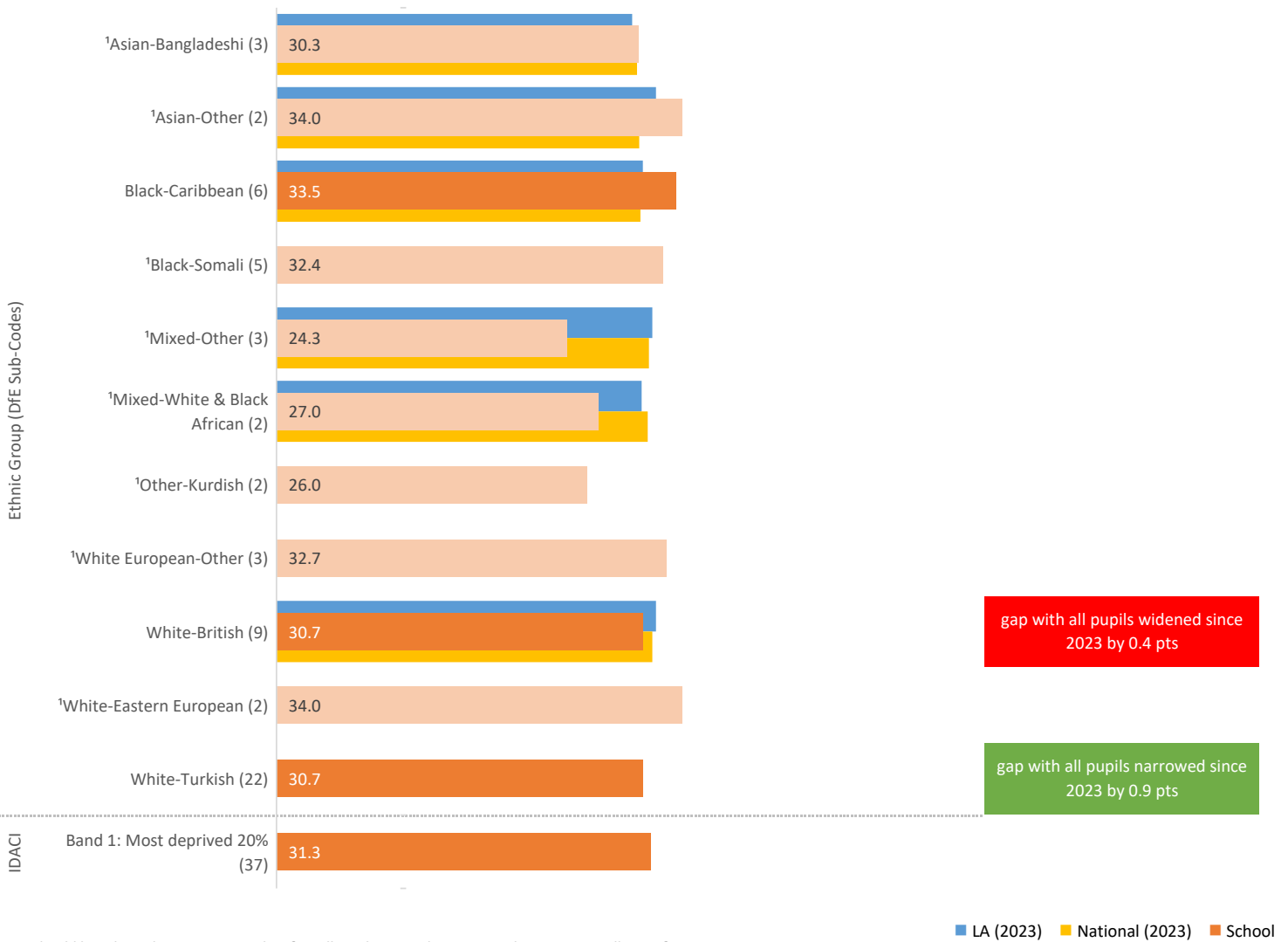


¹ Caution should be taken when viewing results of smaller cohorts as they are not always statistically significant

Early Years FSP

Attainment by Groups

Average Total Points Score



¹ Caution should be taken when viewing results of smaller cohorts as they are not always statistically significant

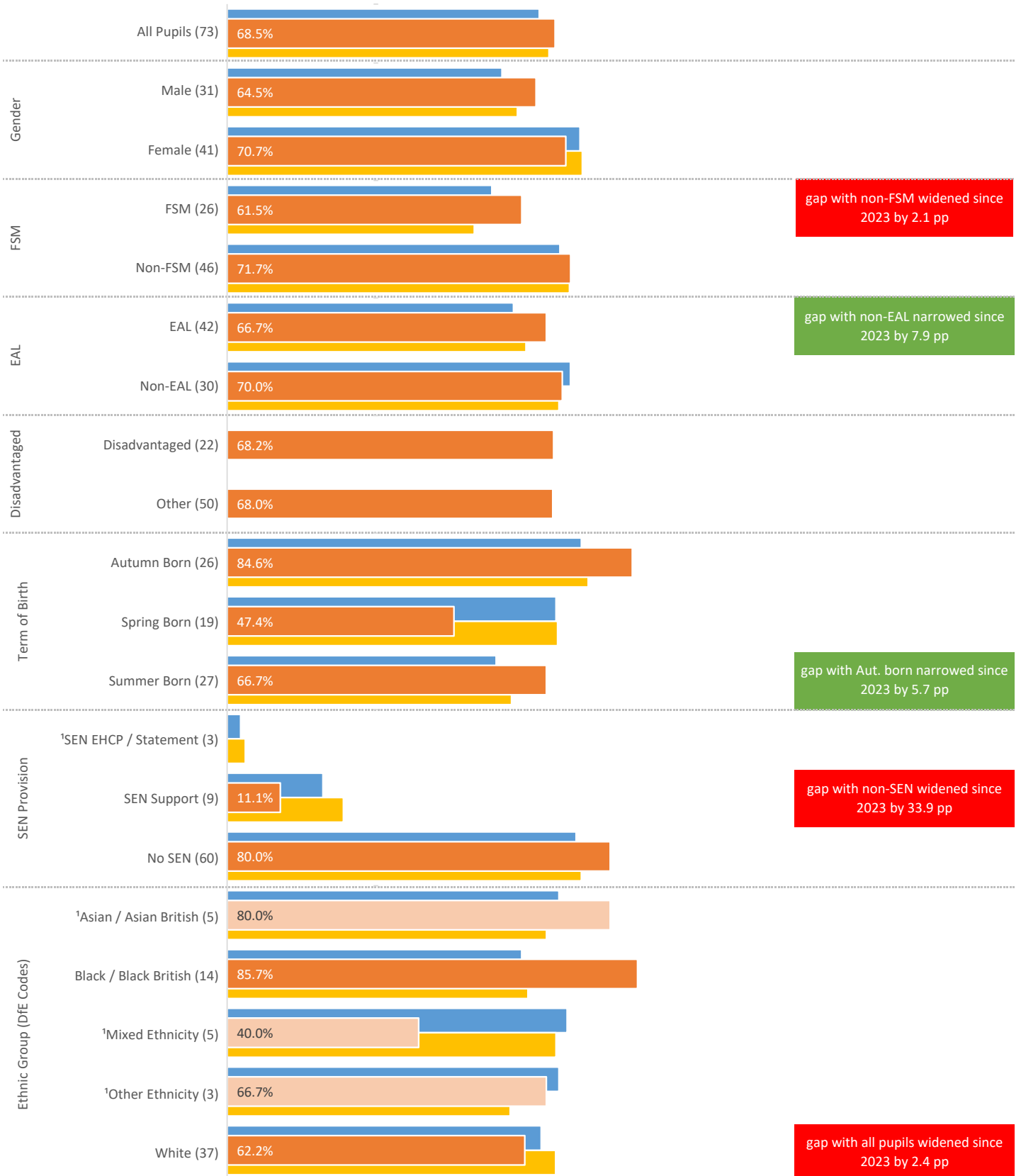
Early Years FSP

Attainment by Groups

Pupils Achieving a Good Level of Development

68%

Diff. 2023: 0.7 pp

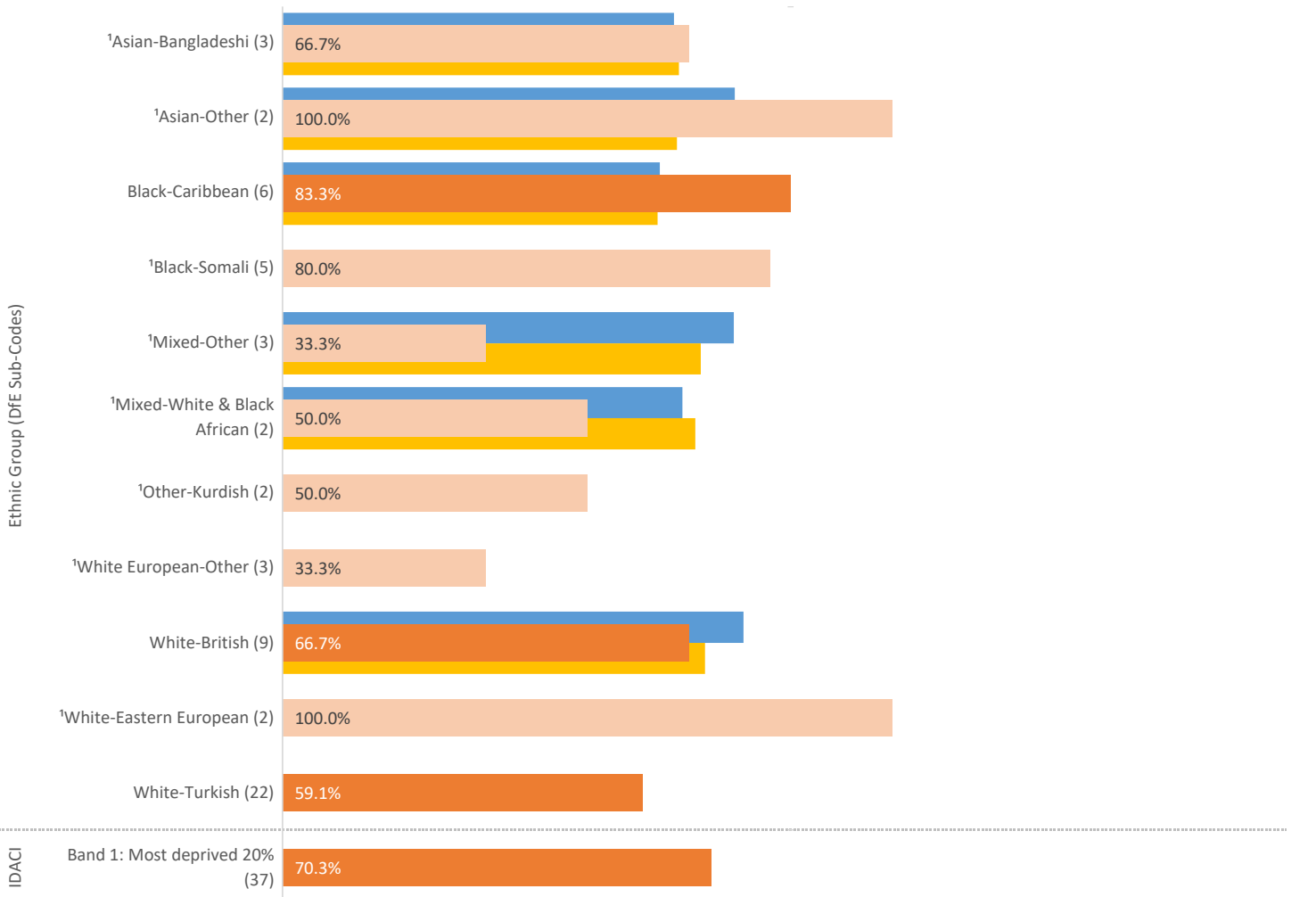


¹ Caution should be taken when viewing results of smaller cohorts as they are not always statistically significant

Early Years FSP

Attainment by Groups

Pupils Achieving a Good Level of Development



¹ Caution should be taken when viewing results of smaller cohorts as they are not always statistically significant

■ LA (2023) ■ National (2023) ■ School

Appendix

All data is based on 2024 EYFSP results matched to the May 2024 School Census

National and LA figures include summer-born children in PVI settings

Historical National and LA figures are based on DfE data published in the Statistical First Release

The Good Level of Development (GLD) threshold is based on attainment of all the early learning goals within the Prime areas of learning and in Literacy and Mathematics.

Pupil Context

Ethnicity totals may not equal all pupils total as this item is only collected in January census (and is then matched forward into May)

Attainment by Groups

Gap is the in-school gap (following the DfE methodology)

The gaps are calculated as follows: 'all pupils' minus ethnic group, 'English' minus 'other than English', 'all other pupils' minus 'FSM', 'autumn born' minus 'summer born', 'no identified SEN' minus SEN group.

Gap not shown if group is higher than comparator (e.g. if FSM is above Non-FSM)