

Year 1 Phonics Profile

Galliard Primary School



Version: 0.71
Prepared: 29 July 2024



Year 1 Phonics

Contents

Pupil Context

Page 3

Cohort Contextual Breakdown (Year 1 Cohort Only)

Attainment over time

Page 4

% Achieving Phonics Threshold (Year 1)

Attainment by Groups

Page 5–6

% Achieving Phonics Threshold (Year 1) by Contextual Indicators

Appendix

Page 7

Notes / methodologies / explanations

Year 1 Phonics				Pupil Context								
	You: 2024 (#)	2024 (%)	Change*	2023 (%)	LA: 2023 (%)	National: 2023 (%)	0% 20% 40% 60% 80% 100%					
Gender	Male											
	43	47.8%	↓	50.6%	50.5%	51.2%						
Gender	Female											
	47	52.2%	↑	49.4%	49.5%	48.8%						
FSM Eligible	Eligible											
	36	40.0%	↓	40.4%	29.9%	22.1%						
FSM Eligible	Not Eligible											
	53	58.9%	↑	57.3%	70.1%	77.9%						
EAL	EAL											
	57	63.3%	↑	60.7%	48.5%	21.2%						
EAL	Non-EAL											
	32	35.6%	↓	37.1%	49.5%	77.4%						
Disadvantaged	Disadvantaged											
	30	33.3%	↓	33.7%	-	23.2%						
Disadvantaged	Other											
	59	65.6%	↑	64.0%	-	76.8%						
Term of Birth	Autumn											
	30	33.3%	↑	31.5%	-	-						
	Spring											
Term of Birth	Spring											
	31	34.4%	↑	24.7%	-	-						
Term of Birth	Summer											
	28	31.1%	↓	41.6%	-	-						
SEN Provision	SEN EHCP / Statement											
	0	0.0%		0.0%	-	-						
	SEN Support											
SEN Provision	SEN Support											
	6	6.7%	↓	14.6%	10.9%	11.5%						
SEN Provision	No SEN											
	82	91.1%	↑	77.5%	82.5%	84.2%						
Ethnicity	Ethnic Group (DfE Codes): Asian or Asian British											
	11	12.2%	↓	14.6%	7.8%	12.6%						
	Ethnic Group (DfE Codes): Black or Black British											
	14	15.6%	↑	13.5%	18.5%	5.5%						
	Ethnic Group (DfE Codes): Mixed											
	11	12.2%	↓	13.5%	12.5%	7.3%						
	Ethnic Group (DfE Codes): Other											
6	6.7%	↓	9.0%	5.6%	2.3%							
Ethnic Group (DfE Codes): Unknown												
1	1.1%	↓	3.4%	4.7%	2.6%							
Ethnic Group (DfE Codes): White												
44	48.9%	↑	42.7%	50.9%	69.7%							

*Arrow indicates change from 2023 within the school

Year 1 Phonics

Attainment over time

Pupils achieving Phonics Threshold (Year 1)

94%

M: 91%

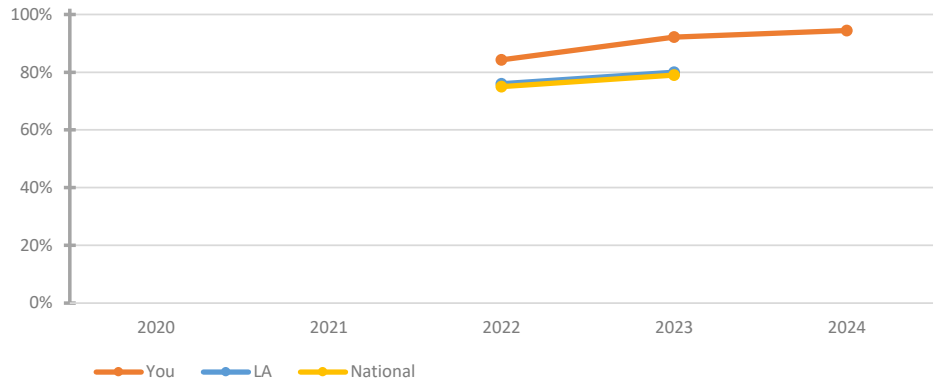
F: 98%

Annual Change:

↑ from 2023: 2.3 points

↑ from 2022: 10.2 points

Year	You	LA	National
2020	-	-	-
2021	-	-	-
2022	84.3%	76.0%	75.0%
2023	92.1%	80.0%	79.0%
2024	94.4%	-	-



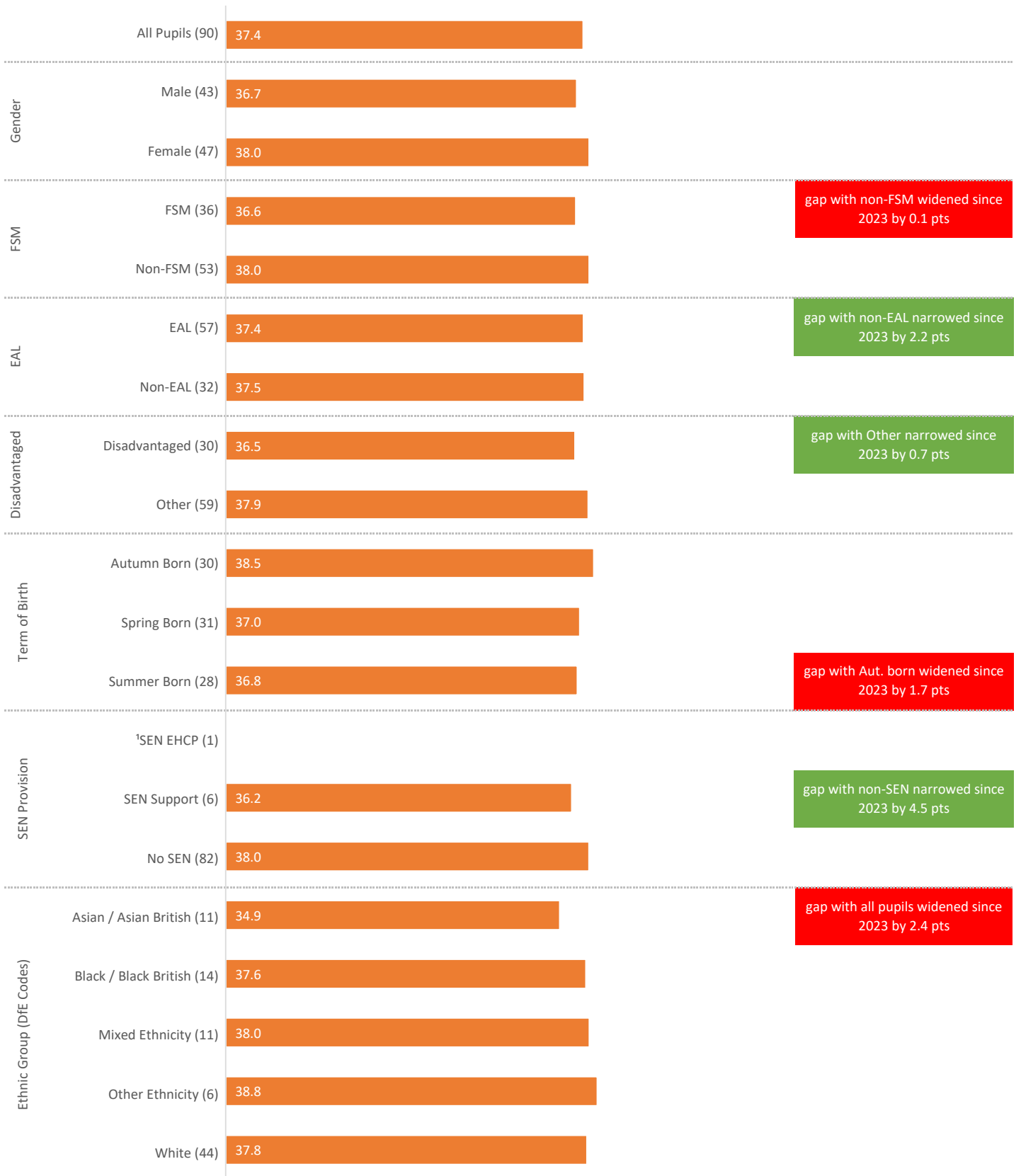
Year 1 Phonics

Attainment by Groups

Total Average Score (Year 1)

37.4

Diff. 2023: 1.4 pts



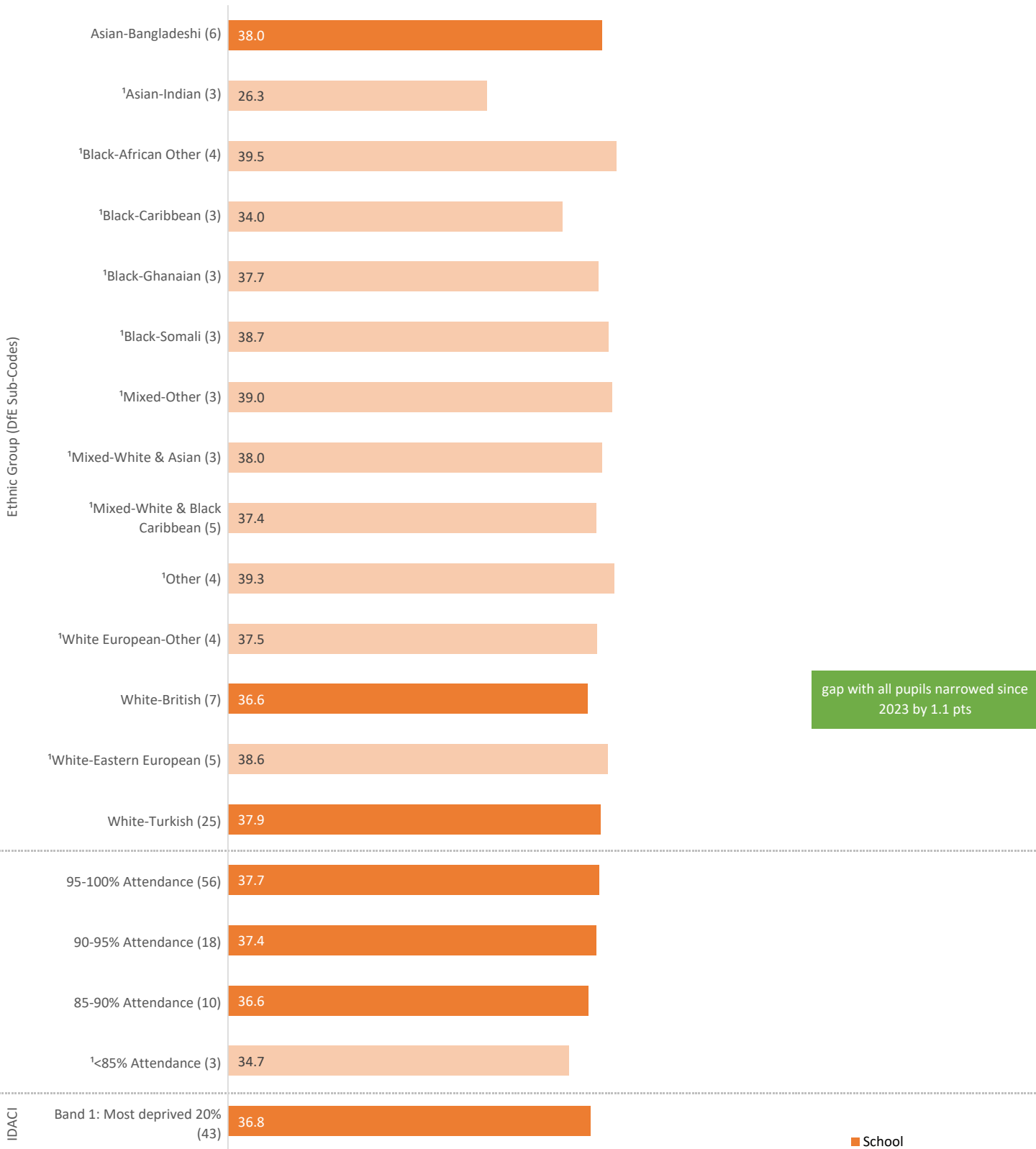
School

¹ Caution should be taken when viewing results of smaller cohorts as they are not always statistically significant

Year 1 Phonics

Attainment by Groups

Total Average Score (Year 1)



¹ Caution should be taken when viewing results of smaller cohorts as they are not always statistically significant

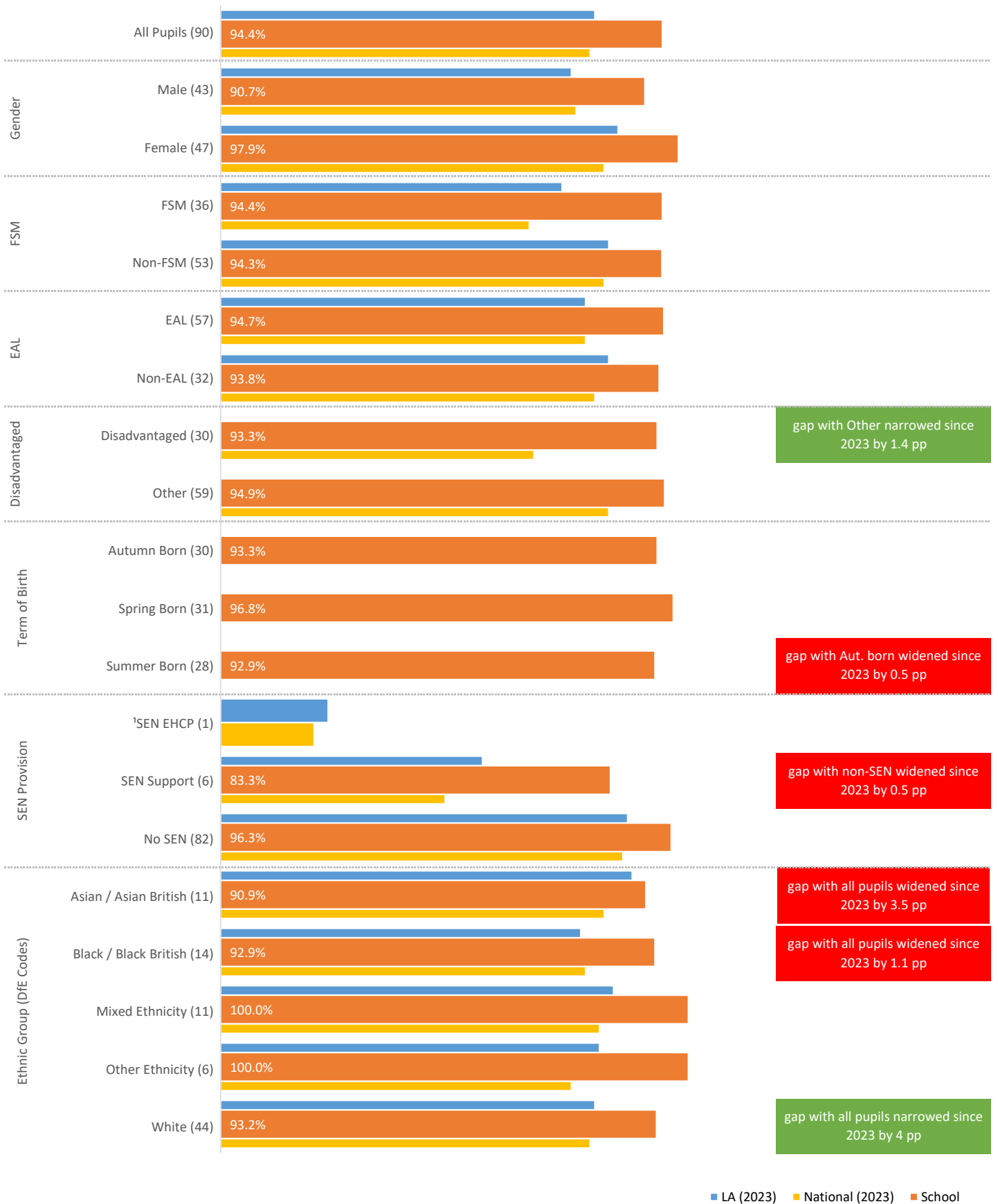
Year 1 Phonics

Attainment by Groups

Pupils Achieving Threshold (32+) (Year 1)

94%

Diff. 2023: 2.3 pp



gap with Other narrowed since 2023 by 1.4 pp

gap with Aut. born widened since 2023 by 0.5 pp

gap with non-SEN widened since 2023 by 0.5 pp

gap with all pupils widened since 2023 by 3.5 pp

gap with all pupils widened since 2023 by 1.1 pp

gap with all pupils narrowed since 2023 by 4 pp

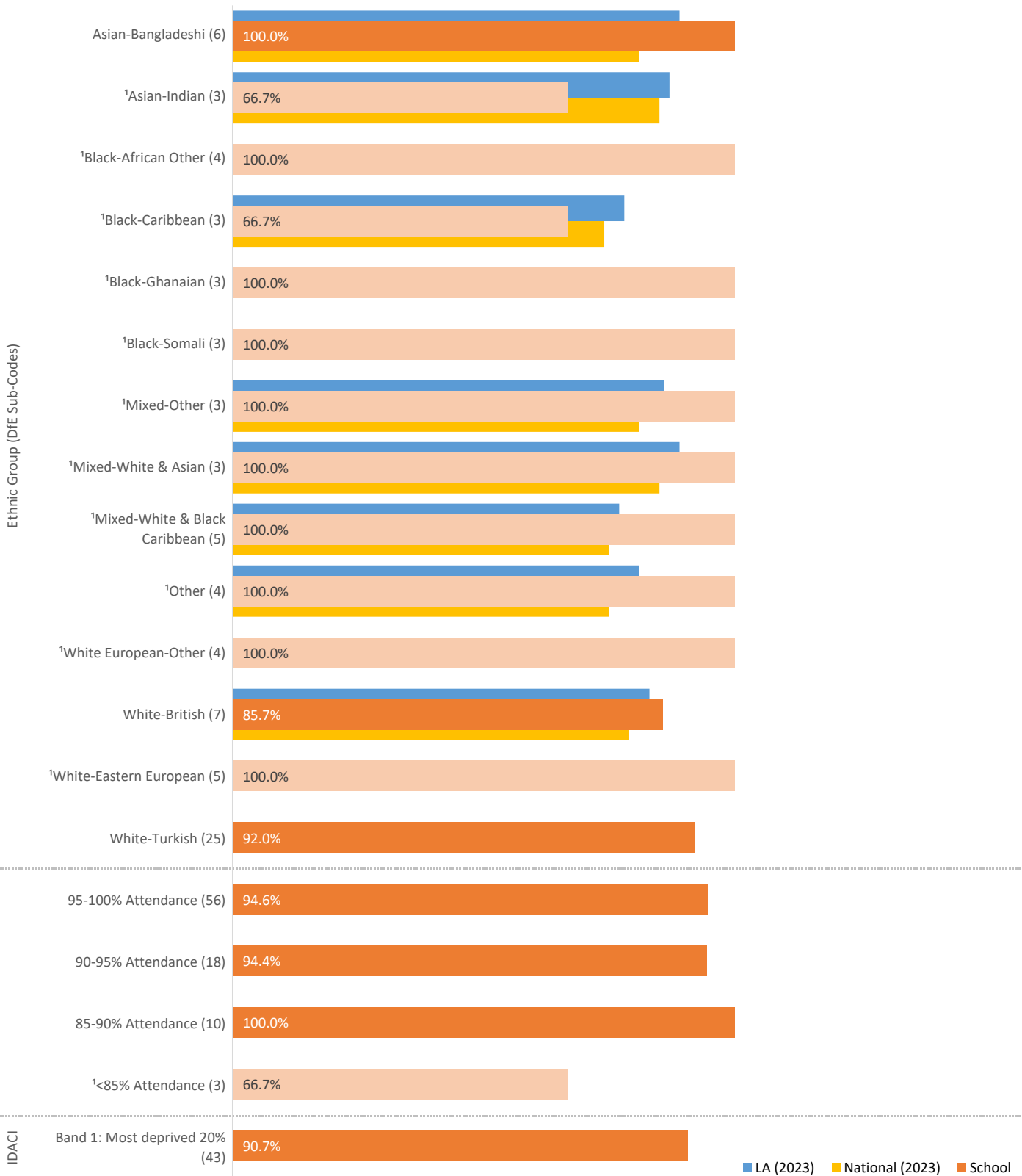
■ LA (2023) ■ National (2023) ■ School

¹ Caution should be taken when viewing results of smaller cohorts as they are not always statistically significant

Year 1 Phonics

Attainment by Groups

Pupils Achieving Threshold (32+) (Year 1)



¹ Caution should be taken when viewing results of smaller cohorts as they are not always statistically significant

Appendix

School data is based on 2024 Year 1 Phonics teacher assessments matched to the May 2024 School Census
Historical National figures are based on DfE data published in the Statistical First Release

Pupil Context

Ethnicity totals may not equal all pupils total as this item is only collected in January census (and is then matched forward into May)

Grouped Attainment by Subject

Gap is the in-school gap (following the DfE methodology)

The gaps are calculated as follows: 'all pupils' minus ethnic group, 'English' minus 'other than English', 'all other pupils11' minus 'FSM', 'autumn born' minus 'summer born', 'no identified SEN' minus SEN group.

Gap not shown if group is higher than comparator (e.g. if FSM is above Non-FSM)

SEN Support includes School Action and School Action +